

### FOR DECORATIVE SEAMS

## FELL SEAM GUIDANCES

These are usually sewn with a single needle drop feed machine. Both seam allowances are turned over together to the left or right and sewn with the decorative seam.

#### SPECIAL FEATURES:

- Adaptable to all common single needle drop feed, post-bed and flatbed sewing machines
- Sewing tool tailored to suit the material
- Simple attachment to the sewing machine
- Numerous accessories enable individual use
- Special solutions can be realized at short notice
- Precision fell seam width setting option

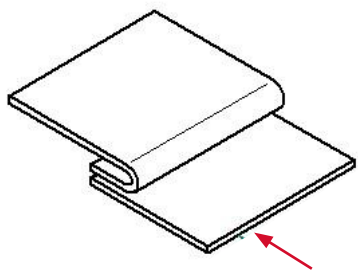
#### MK DIFFERENTIATES BETWEEN TWO SEAM TYPE

##### FELL SEAM RIGHT:

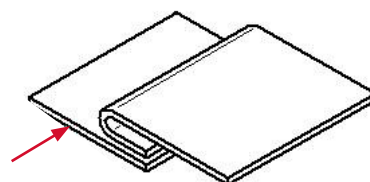
- Both seam allowances are turned over to the left

##### FELL SEAM LEFT:

- Both seam allowances are turned over to the right



Fell seam right



Fell seam left

## DECORATIVE SEAMS: FELL SEAM GUIDANCES



Fell seam guide, 2-part right with inclined roller with pneumatic guide from below




Fell seam guide, 2-part right with inclined roller with pneumatic guide from below



Shift gaiter on a post bed machine



Fell seam guide, 2-part right with inclined roller



Seam pattern, fell seam guide left




Seam pattern, fell seam guide left



Fell seam guide, 2-part right with inclined roller



Fell seam guide, 2-part left with inclined roller with seam folder left and right on a flatbed machine



Fell seam guide, 2-part right with inclined roller on a flatbed machine